

OPERATING & ASSEMBLY INSTRUCTIONS

AL1-H Wireless Charger



TEL: +44 (0) 1202 715 517 • sales@alfatronix.com

SAFETY

■ SAFETY

- The device must not be exposed to severe mechanical shocks
- The device must not be exposed to extreme temperature, direct sunlight or vigorous vibration
- The device may only be used within a dry environment, such as a vehicle.
- Do not install this device on hot vehicle parts
- The wiring harness should be protected by fuses
- Observe the magnitude and polarity of the input voltage when installing, incorrect polarity of the input could damage the circuit
- Isolate the circuit before you connect or remove the device
- Never open the device casing and never repair it. The device must be replaced if it is damaged

■ FUSING

**Each wireless charger must be fused individually:
12/24V input voltage = 2A fuse**

CONTENTS

■ PACKING CONTENTS

AL1-H

- 1 x AL1-H Wireless charger
 - 2 x Crimp Connectors
- 2 x Screws

ASSEMBLY

■ FEATURES

- 12V & 24V systems compatible (9-32Vdc)
- Qi charging protocol
- Supplied with FASTON crimp connectors


■ ASSEMBLY

1. Crimp cables on to blade terminals and plug onto unit
2. Using screws provided secure the device in desired location. (No.6 x 25 provided)
3. 3. Ensure there is no more than 2mm of material in front of the unit. **A distance of greater than 5mm from the front of the unit will stop the unit from detecting a phone.**
4. Connect to compatible power source (9V-32V, fused at 2A) and ensure blue light is on to check unit is working

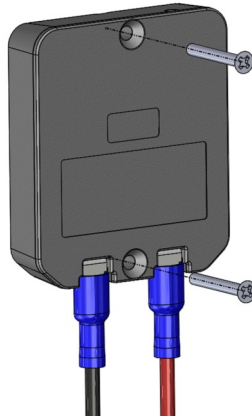
■ OPERATING INSTRUCTIONS

When idle the unit will display a constant blue light. To charge a device, place it centrally on top of the Alfacharge unit. The device will display it is charging and the Alfacharge unit will change from a blue light to green. Once the phone is fully charged, the green flashing LED will change to a constant green.

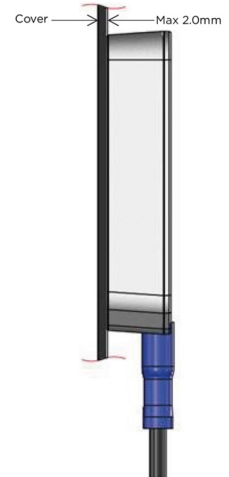
1.



2.



3.



INFORMATION

■ TECHNICAL DATA

Part Number	Power	Input Voltage	Output Voltage	Dimensions	Weight
AL1-H	5W	9-32Vdc	Qi wireless	56x72x15mm	77g



This device complies with the EU directive 2014/30/EU.
The type plate is located on the top of the device.